

Amelia

boss


Amelia Collection



Light and gentle in its styling, Amelia is a wingback chair offering softness and comfort. Like a butterfly, this is furnishing that can effortlessly flutter between formal and informal spaces, elegantly alighting wherever you choose.

Amelia
boss





Diligently

Designed

Amelia is the result of a prototype-hungry design process. Iteration after iteration, the traditionally wingback form has been refined, slimmed and augmented to create something light and modern, but that doesn't deny its classic heritage.

Material

Choices

Using the latest machinery and techniques, Amelia's body is made from injection moulded polyurethane foam around a lightweight steel frame. The result is a strong, supportive and comfortable piece that's made to last.

The wonderful organic line that delineates Amelia's form is also its single seam, and our master upholsterers can cover it in a plethora of fabrics or in a leather of your choice.

Available with four base options (four-star swivel base, four-star wooden base with self-centring, steel four-leg or sled base) Amelia is flexible enough to meet any décor specification.





Amelia Lounge

Sculptural Repose

With a supportive back, ergonomic arms and functional wings that provide visual and acoustic privacy, Amelia Lounge is neatly upholstered to highlight its sculpted form. A single, continuous perimeter line flows organically around this chair with the elegance of a gymnast's ribbon.









Amelia *Plush*

Impressions

Our plush upholstery version features the same sumptuous contours of the Amelia design while taking a softer approach to the upholstery for a more luxurious look and feel. Fabric across the back is gathered by a cross seam to create a contrasting pleated surface, which is enticing with both smooth and more textured fabrics.





The inside and outside of the top section and seat can be covered in the same material for a unified and continuous look, or different colours and textures can be applied to achieve a dynamic two-tone effect.



Amelia

Details



AME/2 Lounge Skid Base



AME/4/0 Lounge Wooden Leg Base



AME/4 Lounge 4 Star Base



AME/1 Lounge 4 Leg Base



ALP/2 Plush Skid Base



ALP/4/0 Plush Wooden Leg Base



ALP/4 Plush 4 Star Base

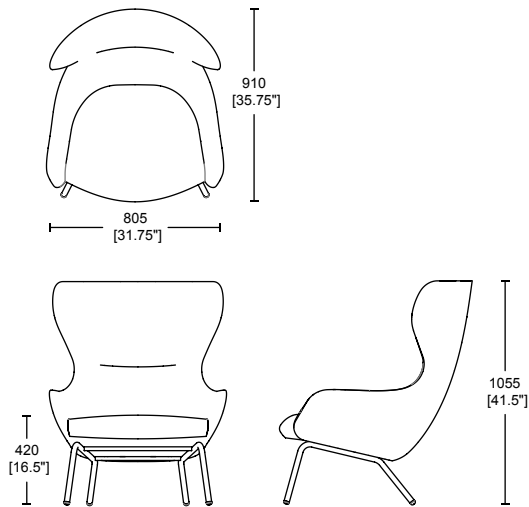


ALP/1 Plush 4 Leg Base

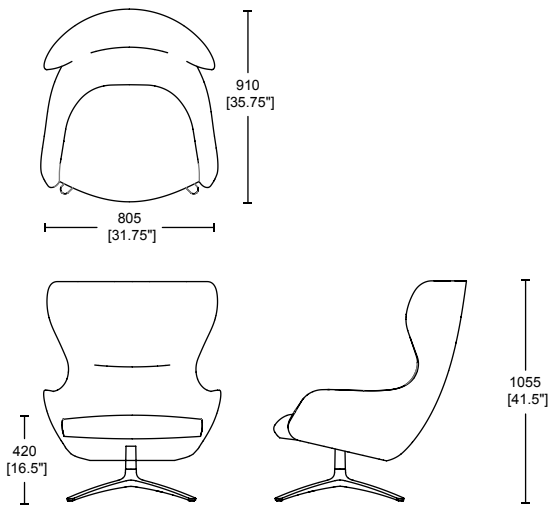
Amelia

Specifications

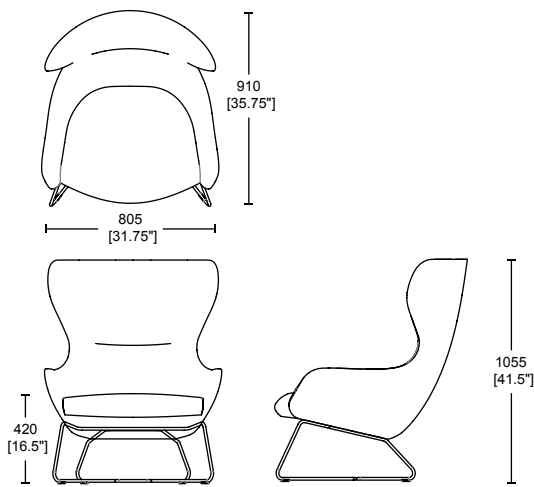
22—23



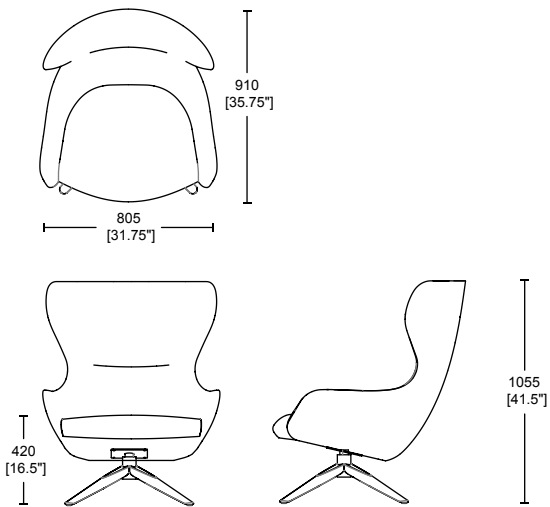
Steel 4 Leg Base



Axis Base



Steel Sled Base



Wooden 4 Star Base

Amelia Collection

Available Options

Currently, Amelia Lounge Plush is only available in the following bands and fabric ranges:

Fabrics

- | | |
|---|--------------------------------------|
| Band 4
Camira Yoredale
Camira Craggan Flax
Maharam Merit | Band 6
Rohi Credo
Kvadrat Coda |
| Band 5
Bute Melrose | Leather L1
Crest Shelly |

Bespoke Options

For customers own fabric/leather, please contact us so we can advise on suitability.

Please Note

Leather option only available on Plush models



Amelia

boss

Intelligently honed to perfection, Amelia's form works in harmony with several other pieces in our portfolio, such as Paloma, Manta and DNA, easily migrating from formal to informal settings, in workplace, hospitality and domestic environments.

sales@bossdesign.com
www.bossdesign.com

Headquarters

UK
Boss Drive Dudley
West Midlands
DY2 8SZ
T: +44 (0)1384 455 570

USA
North American HQ
2014 Chestnut Street
High Point N.C. 27262
T: +1 844-353-7834

Showrooms

UK - London
7 Clerkenwell Road
London
EC1M 5PA
T: +44 (0)20 7253 0364

Manchester
The Lightwell
25-27 Booth Street
Manchester M2 4AF
T: +44 (0)161 711 0585

Germany - Frankfurt
Baseler Str. 10
60329 Frankfurt am Main,
Germany
T: +49 69 26958420

USA - Chicago
222 Merchandise Mart
Plaza, Suite 359
Chicago IL 60654
T: +1 844-353-7834

UAE - Dubai
Design House
Al Noor St. Al Sufouh 1
PO Box 117088 Dubai
T: +971 (0)443 788 99

Amelia

boss

bossdesign.com